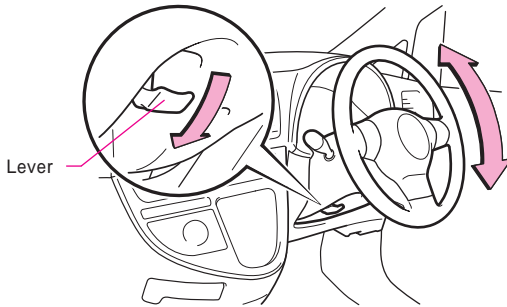


Adjustment of steering wheel mirror

Adjustment of steering wheel



When it presses a lever down, the steering wheel is moved up and down, it makes to an appropriate position, and the lever is improved, it is fixed.



Do not adjust the handle position while running.

- Do not adjust the handle position while running. It mistakes driving while adjusting it, might cause an unexpected accident, and is dangerous. -

Confirm fixation surely after adjusting the handle position. It divides as the position of the steering wheel is sudden if fixation is insufficient, might cause an unexpected accident, and is dangerous.



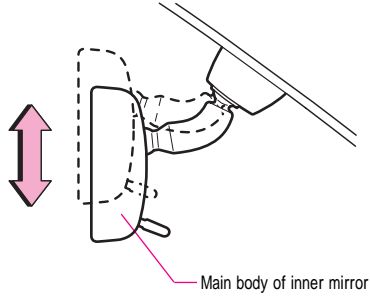
About the power steering motor operation sound

2.0L car (G grade) and 1.8L car(FF car)

When the steering wheel control is done, it is likely to hear of the motor sound (sound "Uen"). This is not abnormal because of the sound when the power steering motor is operating.

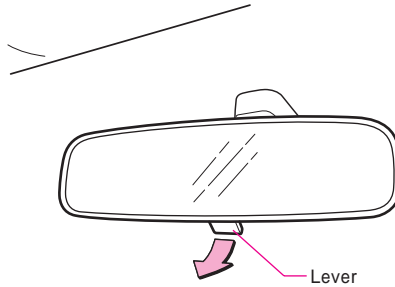
Adjustment of inner mirror

Method of upper and lower positioning



Adjust it vertically with the main body of the mirror.

Method of Fsemabayu switch



Use it with the lever under the mirror pushed forward usually.
Pull the lever forward when you dazzle the headlamp of the following car.

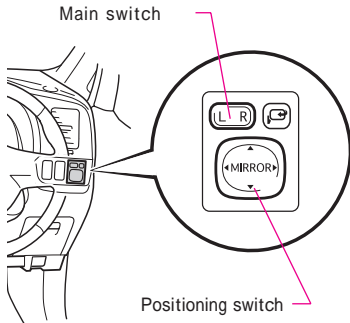


Do not adjust the inner mirror while running. It mistakes driving, might cause an unexpected accident, and is dangerous.



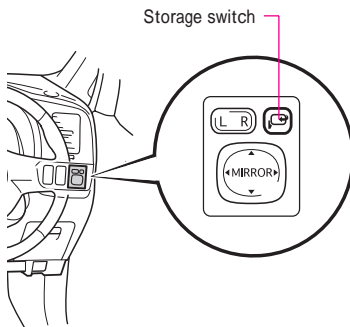
Adjustment of door mirror

Method of specular angle adjustment



- 1 Push the main switch on the adjusted side.
R . right door mirror
L. Left door mirror
- 2 Adjust the angle.
Adjust the angle of the mirror with the positioning switch.
- 3 Neutralize the main switch.
Return the main switch to a neutral position after it adjusts it.

Method of storage



	State of switch	State of mirror
ON (storage)		
OFF (return)		

It changes into turning on (storage) and turning off (return) whenever the storage switch is pushed. Can it store and it return with the hand when the engine switch is LOCK.



Do not adjust the door mirror while running.

- Do not adjust the door mirror while running. It mistakes driving, might cause an unexpected accident, and is dangerous. -

Do not run with the door mirror knocked down. It cannot confirm the rear side with the door mirror, might cause an unexpected accident, and is dangerous.



Do not touch it when the door mirror moves. The hand is placed, and might it injure, and it cause the breakdown of the door mirror etc.



Knowledge

About the operation condition

- When the engine switch is ACC or is turned on, it is possible to use it. -

The storage operation stops when the engine switch is made LOCK while the door mirror storage is operating. -
In the following cases, the mirror returns to the state of the storage switch even if the door mirror is stored and returned with the hand.

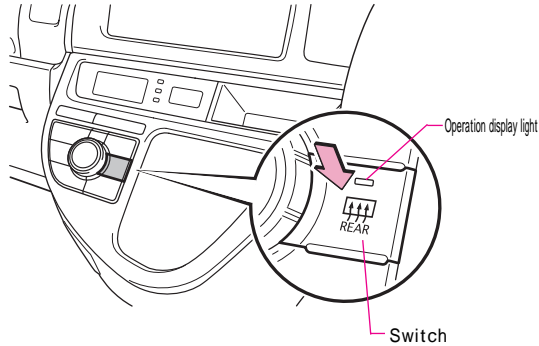
蘆When the engine switch is ACC or is turned on.

蘆When you make the engine switch ACC or turn on after it operates it by hand power. -

When the storage switch knocks it down forward on the hand while turned off (return) the door mirror, the mirror doesn't return even of ACC or turning on the engine switch. The storage switch must be turned off again once after making the storage switch O N (storage) and it must return.



● How to use * of the mirror heater.



Operate for about 15 minutes when you push the switch, and stop when pushing again while operating. - The operation display light lights while operating.



警告

The surface of the door mirror doesn't become hot while operating, and do not touch it. The burn might be done and it is dangerous.



注意

It causes the battery rising when continuously using it for a long time.



Knowledge

About the mirror heater

Warm the specular of the door mirror, and remove frost, dew, and the drop, etc. -

Riyauindudefoggar (Refer to P.290) operates simultaneously with the mirror heater.

About the operation condition

When the engine switch is turned on, it is possible to use it.

MEMO

Contents



Warning

Basic
controls, operation

Driving
Handling
device

The
Handling indoor
equipment

Good Safety
of
To
theory/vehicle
and
equipment

How
to
attention
operate driving
car

Maintenance

Myriad
One/D
etc

Index

How for engine to start

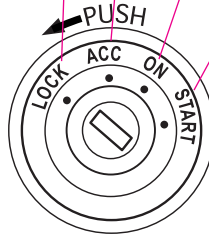
How to use of the engine switch.

When engine

stops Position in which the following electrical equipment can be used.

Door mirror etc.

Position that can pull out key and open.
When the key is pulled out, the steering wheel is locked.



Position engine's rotating.

All electrical equipments can be used.

Position in which engine is started.

When spending from LOCK in ACC

The steering lock hangs the key spends the key lightly and right and left though it is a loincloth spending of regret Nipponia nippon in the loincloth the steering wheel.

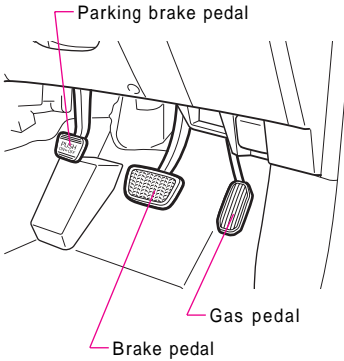
When spending from ACC in LOCK

The gear-shift 線 Spend while pushing and the key.

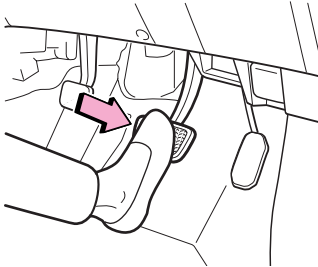


When the engine stops, it causes the battery rising when the engine switch is left like turning on or ACC, etc. at the length time.


Procedure of engine start



- 1 Confirm the position of the pedal.
Adjust the position of the seat to take correct driving posture (P.155 reference), and confirm each position of the pedal.

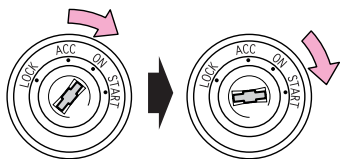


- 2 Confirm the parking brake hangs while stepping on the brake pedal.



- 3 Confirm the position of the gear-shift.
The gear-shift 線 is confirmed.
Do. -
However, for safety though it is possible to start 線... go.





- 4 Start the engine.
Spent the engine switch in START turning on the engine switch, and without stepping on the gas pedal.



Never do the engine start outside the car.

- Never do the engine start outside the car. It might cause an unexpected accident, it is dangerous, and get under the wheel. -

Do not stop the engine while running. It might cause an unexpected accident by the steering wheel's working of the brake neither the brake twice power device nor the power steering's working, worsening, and becoming very heavy and is dangerous if it doesn't engine starts. -

Start the engine when you move the car a little. It might cause an unexpected accident when the car is moved by not starting up an engine, and using the slope and is dangerous.



Knowledge

About an anti-theft system

The anti-theft system installation car might not engine starts by an anti-theft system (Refer to P.374).

About the exhaust sound

Increase the amount of the inhalation air to decrease exhaust gas when cold starts and warm the catalyst rapidly in the car equipped with 1AZ-FSE engine. In that case, it is not abnormal though the exhaust sound might temporarily become large.

MEMO

Contents



Warning

Basic
concepts, operation

Driving
Handling
device

The
Handling indoor
equipment

Good Safety
of
To
theory/automobile
and
equipment

How
to
attention
driving
car

Maintenance

Myriad
One/D
etc

Index